

# Gunnebo ImmSec HS

## Automated Immigration Gate

The Gunnebo ImmSec HS is a specifically designed double gate interlock solution used for the automated validation of travellers at one of the most security sensitive areas in an airport: **immigration**.

The slim and ergonomic design allows the ImmSec HS to be installed in single or multiple lane configurations, providing an open feel to the traveller without compromising security.

The gate automates and accelerates the immigration process whilst ensuring that only one person is permitted per authorised passage.

Families and assisted travellers should be processed directly by immigration personnel and travellers with standard cabin luggage are able to be processed

automatically by the Immsec.

Designed upon a modular chassis platform to provide flexibility in accommodating different data and biometric capture and verification devices which are integrally mounted on the entry to the gate for pre-capture and validation or internally between the secure interlocked gate panels.

The Immsec can be equipped with readers for smart ID cards, MRTDs and RFID passports, as well as **biometric technology**.

Gunnebo has employed its robust mechanism philosophy to keep operation and maintenance cost to a minimum and maximise throughput.

## Technical Specifications

### Drive

High reliability DC motor and brake mechanism

### Materials

- Casework: 304 grade grained stainless steel and anodised aluminium
- Moving panels: 10mm frameless toughened glass
- Side panels: 10mm toughened glass

### Function

Uni-directional electronic passage control with single person detection and monitoring to facilitate Immigration passport verification processes.

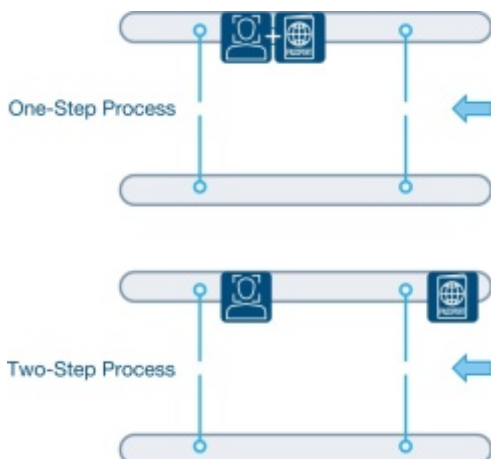
## Operational Modes

Flexibility to integrate modular mounting on end leg and inside kiosk with peripherals and biometric technology. Flexible communications protocol allowing for biometrics to control gates and mount with easy software integration.

**Emergency Mode:** In this mode the exit door is locked and the entry door is open.

**One-Step Process:** Designed as a one-step process combines the verification of the traveller and the traveller's secure passage through the border. This design allows the traveller to complete the whole transaction in one single process without the need to move to another stage. It usually takes the form of a mantrap e-Gate.

**Integrated Two-Step Process:** Designed as an integrated two-step process the traveller initiates the verification of the document and of the traveller's eligibility to use the system at the first stage, and then if successful moves to a second stage where a biometric match and other applicable checks are carried out. This topology is invariably implemented by using a mantrap e-Gate.



## Detection Levels

**A. Photocells:** Single person passenger movement detection in entry via beam sensing, then confirmation of passenger movement exiting. 95% detection typical. Optional left object detection.

**B. Overhead detection:** overhead detection inside monitoring holding area and confirming single person. 98% detection. Optional left object detection

**C. Combination:** C=A+B combining both technologies above, each with specific / dedicated purpose rather than overlapping. >98% detection. Photocells monitor single person detection in entry and exit whereas overhead detection monitor number of person in mantrap. Optional left object detection. All levels include detection of: wrong way, jump over, crawl under and differing profiles caused by luggage.

## Technical Data

Power Supply	110/230Vac 50/60Hz
Power Rating	Peak 450VA* Standby 170VA
Operating temperature	-5°C to 45°C 95% RH non-condensing
Flow Rates	Dependent on individual Immigration verification requirements
MTTR	< 30 minutes
MCBF	10 million cycles

\*Approx 450VA including all third party peripherals in a typical configuration.

## Features

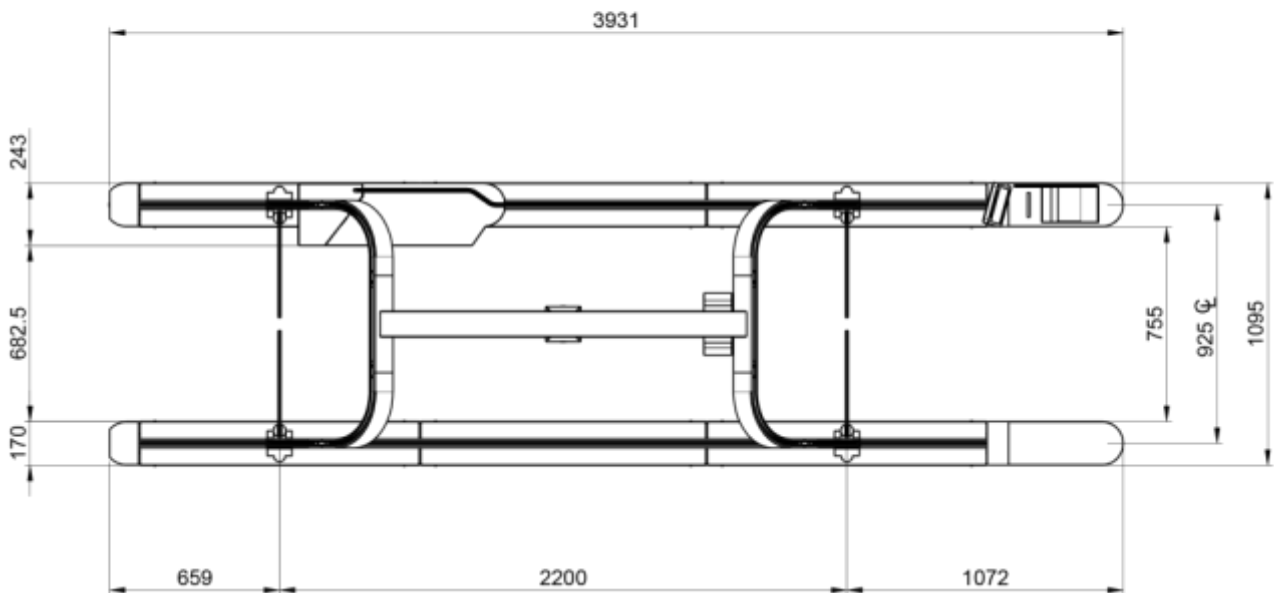
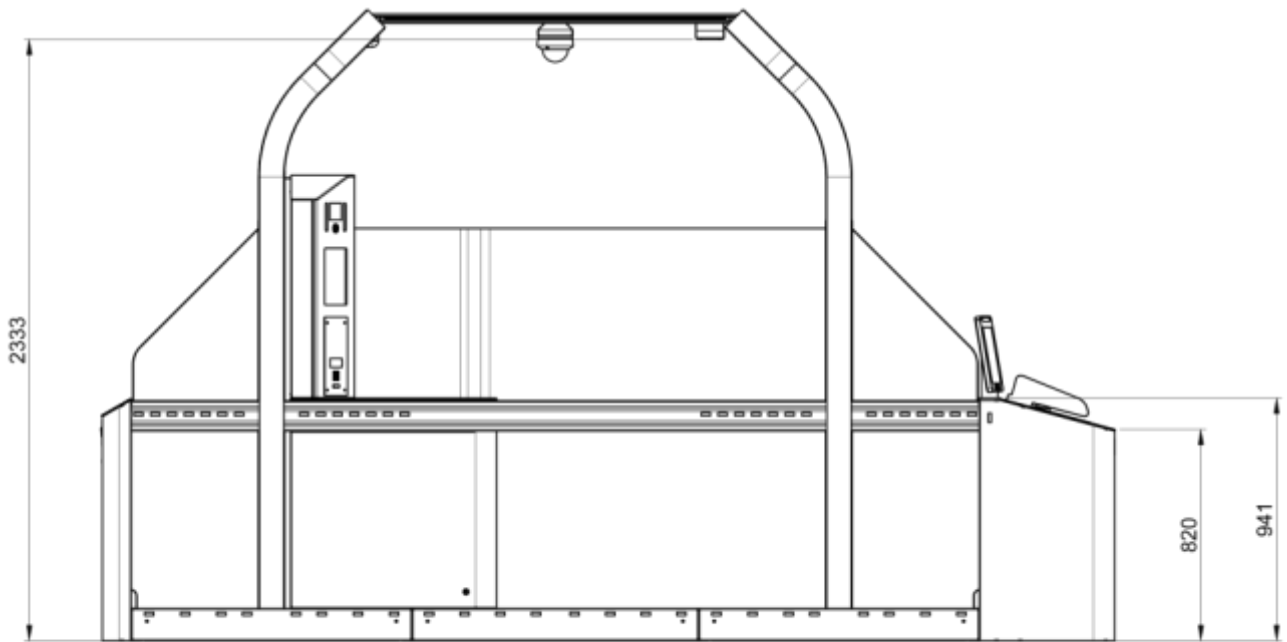
- Up to 900mm clear walkway configurations
- Traveller status lights
- Fail safe: push-through in case of power failure
- Emergency opening configurable
- Local or remote control
- Suitable for biometric peripheral interface

## Benefits

- Accelerates the immigration process
- Automates the entry process and collection of data
- Superior single-person detection system
- Increased security with integrated biometric technology
- Reduction in staffing costs
- Glazed passageway gives high visibility of passengers
- Disabled compliant

# Site Preparation

Standard Lane Width (682.5mm)

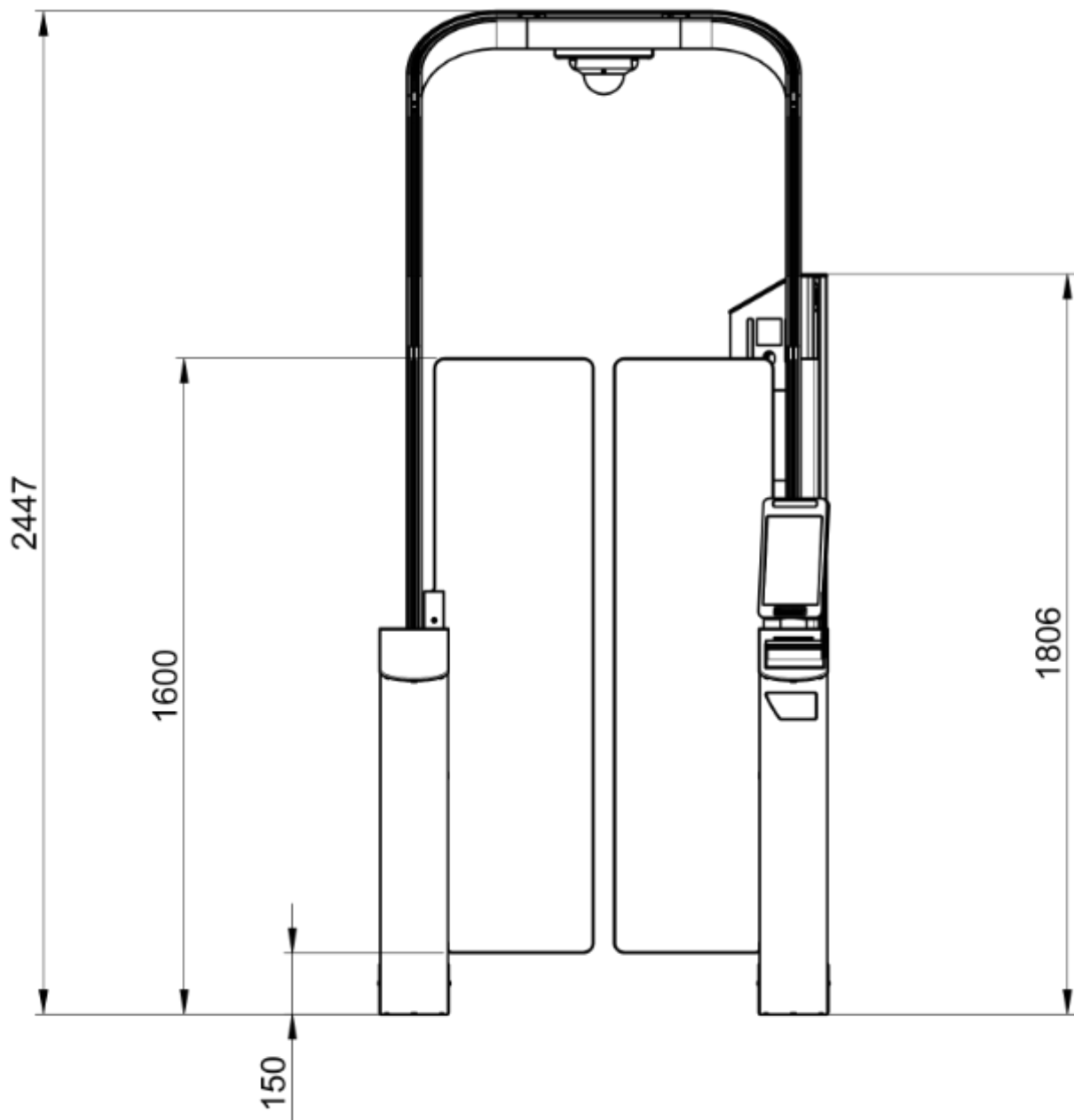


**Please note:** this is an example of one possible implementation. Some dimensions can vary according to requirements.

Concrete Base to specification at least (cube) 300N/mm<sup>2</sup> of resistance. Base to be flat and level to +/- 5mm over footprint area.

## Site Preparation

Standard Lane Width (682.5mm)

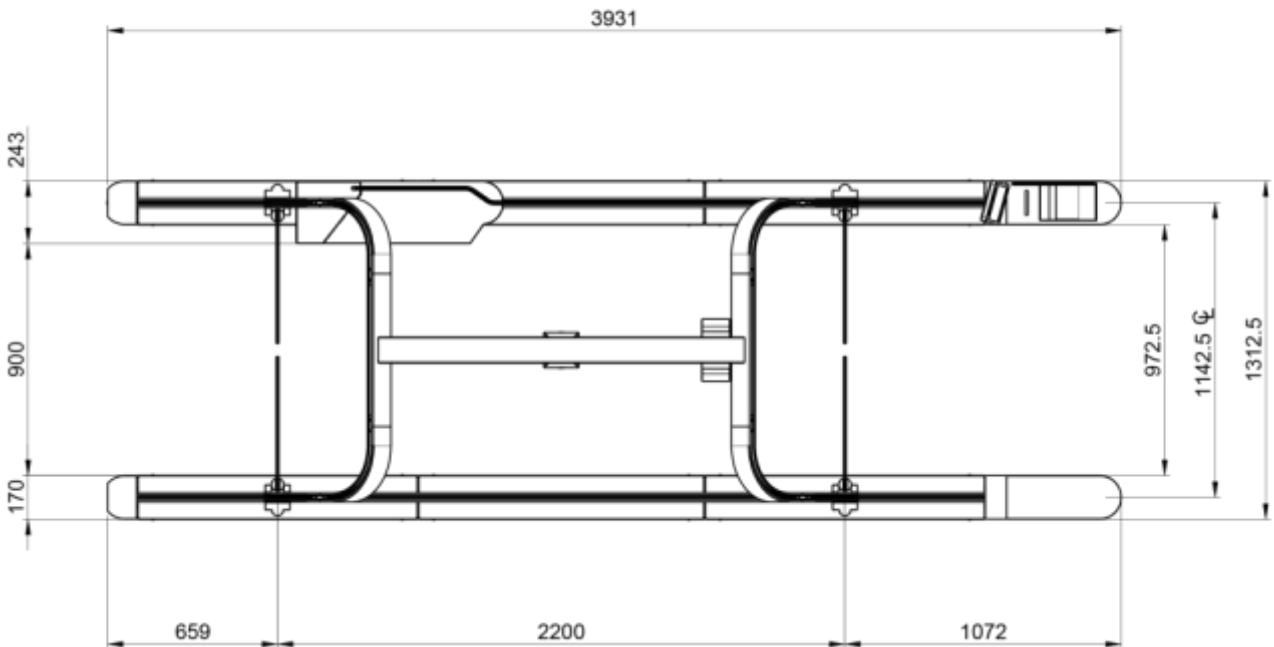
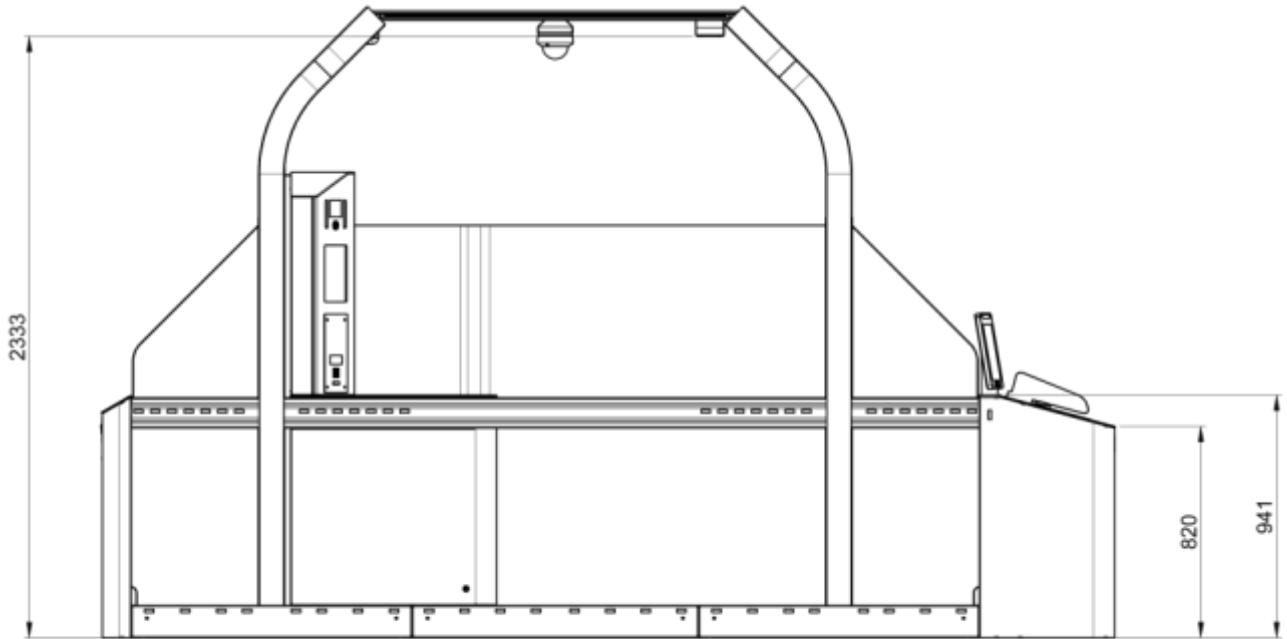


**Please note:** this is an example of one possible implementation. Some dimensions can vary according to requirements.

Concrete Base to specification at least (cube) 300N/mm<sup>2</sup> of resistance. Base to be flat and level to +/- 5mm over footprint area.

# Site Preparation

Wide Lane Width (900mm)

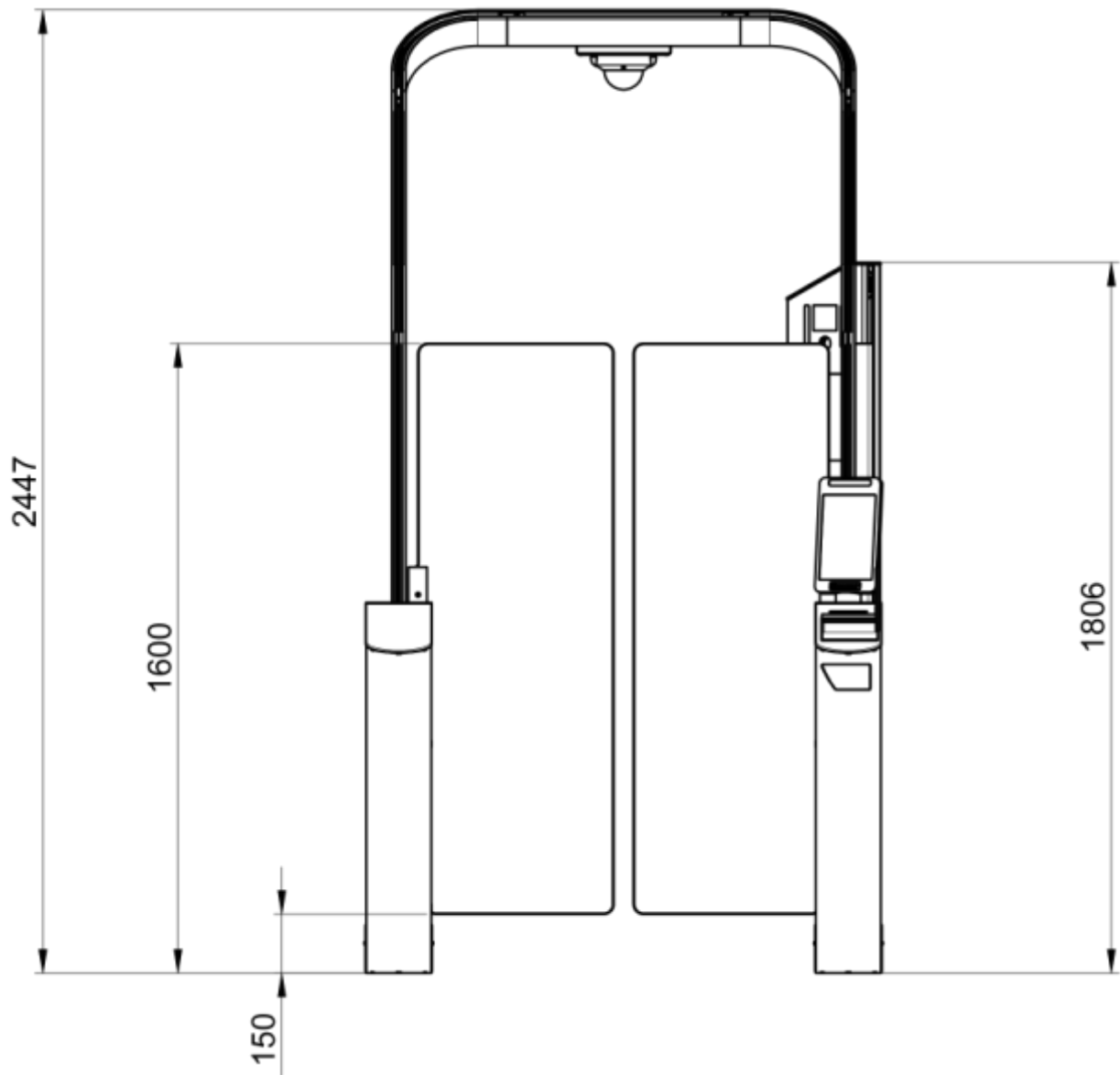


**Please note:** this is an example of one possible implementation. Some dimensions can vary according to requirements.

Concrete Base to specification at least (cube) 300N/mm<sup>2</sup> of resistance. Base to be flat and level to +/- 5mm over footprint area.

## Site Preparation

Wide Lane Width (900mm)



**Please note:** this is an example of one possible implementation. Some dimensions can vary according to requirements.

Concrete Base to specification at least (cube) 300N/mm<sup>2</sup> of resistance. Base to be flat and level to +/- 5mm over footprint area.

# Gunnebo ImmSec HS



## International Standards

CE Compliance meeting the following directives:

- 2006/42/EC Machine Directive
- 2014/35/EU Low Voltage Directive
- 2014/30/EU EMC Directive

## Norms


- EN 61000-6-3 (2007) Electromagnetic Compatibility – generic standard, emissions
- EN 61000-6-2 (2007) Electromagnetic Compatibility – generic standard, immunity
- EN60335-1 (2012) + EN60335-1/A11 (2014) Household and similar electrical appliances. Safety. General requirements
- EN16005 Power operated pedestrian doorsets – Safety in use – Requirements and test methods
- Safety system ISO EN13849 performance level C



Gunnebo Entrance Control Ltd  
The Gate House  
Ashdown Business Park  
Michael Way  
Maresfield  
East Sussex  
TN22 2DU  
United Kingdom  
Tel: +44 (0)1825 761 022



Learn more about our full range of airport security solutions



Take advantage of our knowledge:  
[www.gunnebo.com/Entrance-Control](http://www.gunnebo.com/Entrance-Control)

**GUNNEBO**<sup>®</sup>  
Entrance Control

# Gunnebo ImmSec HS

Design and production: Gunnebo. Photos Credits: Gunnebo and Fotolia. The data given in this material may be subject to change without further notice. The Gunnebo logos and "Gunnebo - For a safer world" are registered trademarks of Gunnebo AB.



Take advantage of our knowledge:  
[www.gunneboentrancecontrol.com](http://www.gunneboentrancecontrol.com)

**GUNNEBO**<sup>®</sup>  
Entrance Control